

The Betfair Secret

“... A Professional Gambler Exposes All ...”



[Http://www.betfairsecret.com](http://www.betfairsecret.com)

Copyright 2007 © Betfair Secret

Liability & Disclaimer

Any results which come as a means of using this guide are of the user only, whether it be profit or not. No liability can be held against the author or anyone else involved in the providing of information, sales, advertisements or any other form of coverage relating to this e-book and any of its content.

This e-book may not be distributed, sold, copied or printed in any form or manner. A buyer may print the book for personal use only. If you retrieved or received this book from any other source other than after purchasing from the betfairsecret.com web site, please contact us ASAP.

Introduction

Hello and welcome to the Betfair Secret. As you will have probably already read on the web site itself, the methods contained in this guide are used on a daily basis by a professional gambler who I had the pleasure of meeting, named Andrew Johnstone.

So, in advance, thank you for the purchase! I can assure you that if you follow this guide to the letter you will struggle to lose from the 2 methods contained in this guide.

Now, I've been using the betting exchanges, primarily Betfair for some years now. I've always made quite good money from Betfair and I thought I was raking it in until I met this guy.

I've sold some systems in the past which are some of the methods I use on a daily basis. I'm always trying to get work out new systems on Betfair but I can officially claim that this guy takes the cake when it comes to money making methods.

Andrew told me to add this into the introduction-

The problem that most people have is that they go for broke from day one, instead of rather working their way up slowly in small stakes and placing the right bets.

Throughout the manual you'll notice a few comments such as these which I felt that I had to include because if it's coming from a true pro then I am quite sure it's worth reading!

With that in mind, let's get going.

Happy Profiting!

Stephen Brookes

www.betfairsecret.com

Using This Guide

Ok, first of all, this is not a guide to Betfair. So... all the Betfair information is located in that guide. I'm sure 99% of you know about trading, backing, laying and so forth.

I'm going to discuss hedging in depth at the end as well, seeing it's quite an important "part" of what we're going to be doing here.

The pro gambler I've been mentioning (Andrew Johnstone), has claimed that he "always hedges" bets. He said human greed is the only reason people don't trade and hedge the bet. If you are one of those who prefers to just back and lay for the same amount instead of hedging, take his advice – Unless you're also making £20k a month.

Now, there are two different methods in this guide.

One is a place laying method – It requires a bit of Racing Post analysis but that's about all.

The second method is trading on either the favourite or second favourite, basically between 50-30 minutes before the off and trading off with about 5 to go.

All will be explained in each section.

During this guide when you see this:

Comment

I'm basically going to insert some information that Andrew himself recommended for each part of the explanation. He basically told me the steps in his system with a few diagrams and I took down a few notes.

So what I'm going to be doing is adding in those extra notes at any stage of the guide just to give you his direct views.

I'm very confident that you will make big profits from this guide. Just follow it to the letter and you won't have any problems making money.

A tip right away – DONT go for broke right away. This guy “slowly” built up profit. He said once you get to the stage you are on about £3000 or £4000 it builds up very quickly!

Any queries about the guide, feel free to contact us at:

help@betfairsecret.com

“True Trader System”



[Http://www.betfairsecret.com](http://www.betfairsecret.com)
Copyright 2007 © Betfair Secret

Introduction

This method (Trading on a horse), is well known. The only difference between the one I was taught and the standard ones, is that this will actually make money.

Andrew basically explained how so many people think they're trading correctly on horses. Some gain a "bit", a group break even and most of all... the rest of them lose.

The problem with people who trade on horses have, is that they don't come in at the right time... and they don't get out at the right time either. By this I mean when you place you bet and when you trade off.

What this manual does is teach you the true way to trade. There is the correct way and the many different wrong ways. To sum up the method that we'll be using, you need to analyze the graph in much deeper depths than most manuals teach you.

Most guides make you look at a graph. If it's steaming you back and lay later. If it's drifting you lay and back later. This is all dependant on two "movements". Sounds familiar doesn't it?

It's not as simple as it seems. You need to analyze a lot more than just looking directly at the graph. You need to look where the future money will be coming in...

This method of the manual doesn't require the Racing Post web page. All you need here is the Betfair screen.

The Information Box & Graphs

First of all I'm going to discuss the graphs and the importance of the graphs that you need to look for. You may think you know all this but read on and you'll find some interesting information.

Take a look at the graph below.

There will be a few examples such as this during the manual.



I'm sure most manuals have told you to:

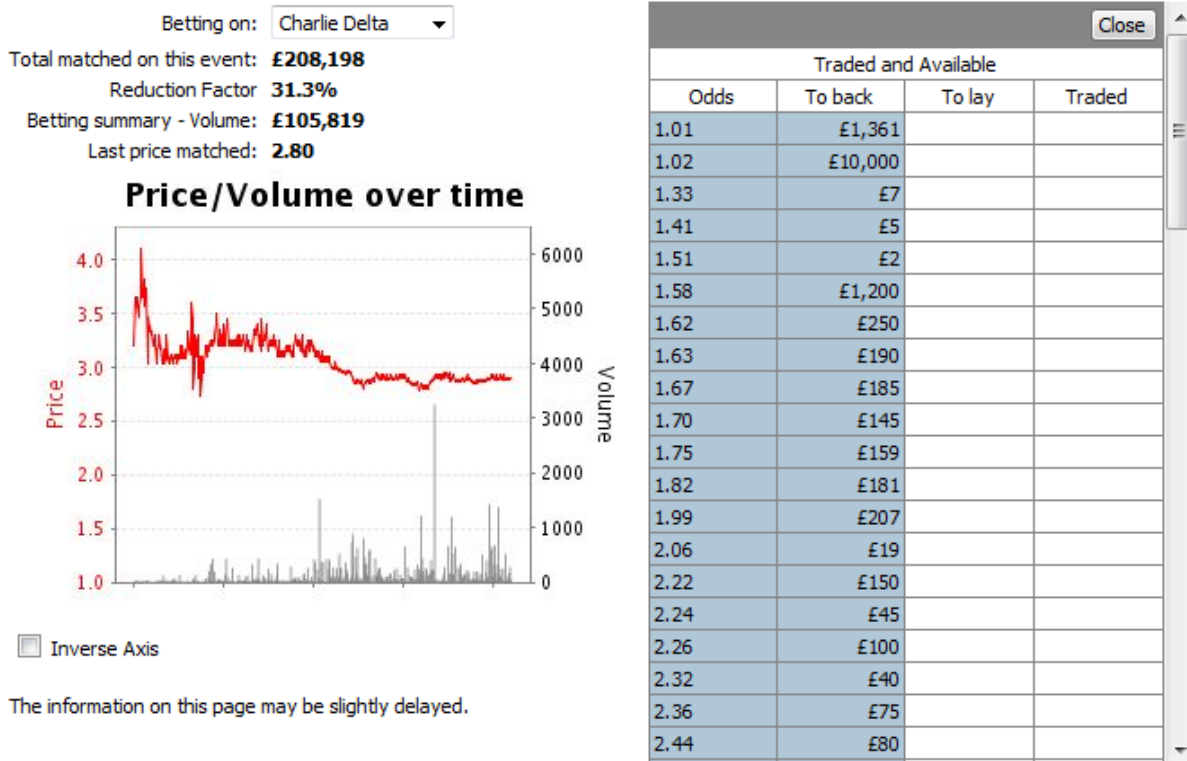
“Back when it was high” and “lay when it gets lower”. Various guides go on about placing your bet while some tell you to place the bet a few minutes before the off and get in a short term trade.

This does work, but it's not efficient. The reason being is that everyone follows this and basically filters the horses odds out. We need to hit it at the right time and there are exactly 2 checks that we are looking for.

The next step of “education” will be the entire Betfair information box. Now, I'll go through the first few bits of it then explain a vitally important concept which you need to take note of, otherwise.

Comment

Andrew basically mentioned that the real art to selecting the right horses and trading at the right time all lies in the quality and not quantity.



If you go to any Betfair market on one of the horse races, and click on the horses name, this is what you'll see.

You'll notice the following information starting from the top and going down.

Betting On: this is the horse in question. Then you get the total matched money on the market, basically showing the amount of money that has come in from all the various punters.

Just below this is the reduction factor. When a non runner is declared, the Betfair market will immediately suspend. The reduction factor (expressed in percentage) is then taken from everyone's bets. If the odds of the horse are low then you'll probably see a large reduction in the bets once it gets announced as a "non runner". If the odds of the horse are high when it gets pulled out, it won't really have any effect on the betting or bets placed.

Betting summary volume refers to the total amount of money that has been bet on the specific selection in question.

Now what we haven't discussed yet, is the information sliding box on the right hand side of the screen.

Traded and Available			
Odds	To back	To lay	Traded
1.01	£1,396		
1.12	£50		
1.17	£706		
1.33	£7		
1.34	£147		
1.41	£5		
1.51	£2		
1.80	£30		
1.97	£300		
1.99	£7		
2.00	£150		
2.04	£75		
2.06	£59		
2.12	£60		
2.16	£176		
2.18	£150		
2.28	£44		
2.32			£4
2.38	£42		
2.40	£3		

This box shows:

The amount of money “to bet” and the money that has already been traded at specific odds.

In the screenshot above, you can see the various amounts available to back. You'll also notice that at odds of 2.32, a total of £4 was backed. Seeing it's just a small random bet like that, you would assume that it's just down to an error.

I'll be coming back to this quite soon because the method involves the use of this information. We will be basically measuring up the money which can give us an indication as to which way the money will be moving.

About the Horses We Select

While interviewing Andrew, he told me that another reason that everyone fails at betting, trading and actually making money from either, is due to the fact that everyone goes for QUANTITY over QUALITY.

This method doesn't involve racing post, so no need to worry about external guides. This just involves using Betfair and something to note down what horses you'll be trading on.

Now, you need to ask yourself, what do we need to focus on here? We don't want high priced horses because then a lay bet at a high liability is going to be risky. If your horse is priced at say 6, it's already a massive liability when you place a lay bet.

We also don't want a low priced horse, seeing we won't get much value for the movement of the odds. Think about it, if you're trading on a horse at odds of say 1.65 and the odds drop to 1.55, you will get virtually no value at all on your trade.

Another factor that you need to know is that the type of race is not important.

Comment

The race type, class and any other factors do not matter here due to the fact that money can move markets in any race. In the few years I've used this system, there have never been any specifically focused races that I've used.

Ok, now back to the selection process. What we want to find is 2 to 3 horses, priced at anything between 2.00 and 4.0. You can probably choose many more to trade on per day, but as I already stated, quantity is not the answer.

Selecting the Horse

What you need to do, is at about 11am or 12am (it doesn't really matter), go to the betting exchanges. You need to then locate the Horse Racing Today cards (which I explained in the Betfair section) and note down any horse that are within the price range of 2.00 and 4.00. Just write these down on a spreadsheet or note them down on a piece of paper.

We've gone through the reasons for our selection criteria and basically this is all we need to know.

If there are 2 horses in a race which both fit the criteria, then note them both down because either of them may be a potential trade.

When you trade, what you will do is look at the first horse in order and decided whether or not this will be a potential trade.

Say for example we went through the races for a day and found:

1.00 – Southwell
1.30 – Yarmouth
1.50 – Lingfield

40 minutes before the race, what you need to do is go to race which is first on your list of horses.

Click on the horse in question to bring up its Betfair information box. The next section will teach you exactly how to do your trade, what to look for and what to ignore. This is extremely important!

Comment

The analysis of the graph at first glance is the mistake which most punters make. It's easy to see a falling graph and back that horse. You need to analyze them far deeper than that.

- *selecting your horse continued*

This is the big part about this method. The graph needs to be perfectly analyzed in order to make sure that our trade will be steaming (odds continuously drop) instead of drifting (odds continuously rising).

Take a look at the following graph:



Looks like this is a good steaming bet? It's been doing downhill all day and looks like it'll continue like this? (This is 40 minutes before the race)



As you can see, it completely drifted from that point AND it went onto win the race! You could have lost heavily here if you had just followed the standard “its steaming” method.

This is why Andrew basically stressed that you need to analyze the graphs to the full extent.

Take a look at the following:





I just want to go back to the example that I showed you just now. The one where it showed a steaming graph and it still went the complete opposite way just at the time of about 50 minutes before the off.

Now lets look at that example again.



You'll notice how the graph has steamed in, and this is at about 55 minutes before the off.



As you'll see this is 50 minutes before the off. You'll notice the last while, the graph has evened out and right at the tip, you can see it actually move up a small fraction. Instantly this gives us an indication that this is a dangerous horse to trade on.

The crucial stage here is about 55-45 minutes before the off. This is where the indication happens as to whether or not the horse will drift, steam or just pan out at around the same odds.



5 minutes before the off, this was the situation. You'll notice how 75% of the money came in between 50 minutes and 5 minutes before the race started.

You'll also notice how this was the point that started the "rising" of the odds. This was the point when the bigger money started coming in and started swaying the odds.

So basically due to the fact that the movement of the graph starts to show at around 55/50 minutes, the reason we choose 40 minutes as our cut off point is due to the fact that you should have a fairly clear indication as to which way the graph should continue to move.

The analysis of the graphs basically teaches you to make sure your selection is going to go in the desired direction (in terms of odds).

Take graph [A] for example



This is taken 45 minute before the off. As you can see, for the past 10 minutes you'll that the odds are still dropping. This is a horse that we would definitely trade on.



The above graph is another example of a definite trade. You can see it steaming and this again was taken at about 35 minutes to the start of the race. The 55 minute point was about here:



You can see how the graph continues to steam after the 35 minute point as mentioned above. Yet again, another excellent horse to trade on.

The next example is shown below:



You can firmly see that this horse's graph is never going to start coming in. It's very obvious that the odds will not be suddenly steaming in. Everything in this graph indicates that the horse will keep rising in odds.

Another graph to look out for is the graph whereby there is very little movement. These horses need to be ignored. Anything with a small steam or a small rise or just a complete straight graph should be ignored.



This graph is what we were busy discussing on the previous page. You can see how it does not really have a steamers pattern and at that 50 minute point it even started to rise in odds which showed it was never going to be a possible trade.

* Comment *

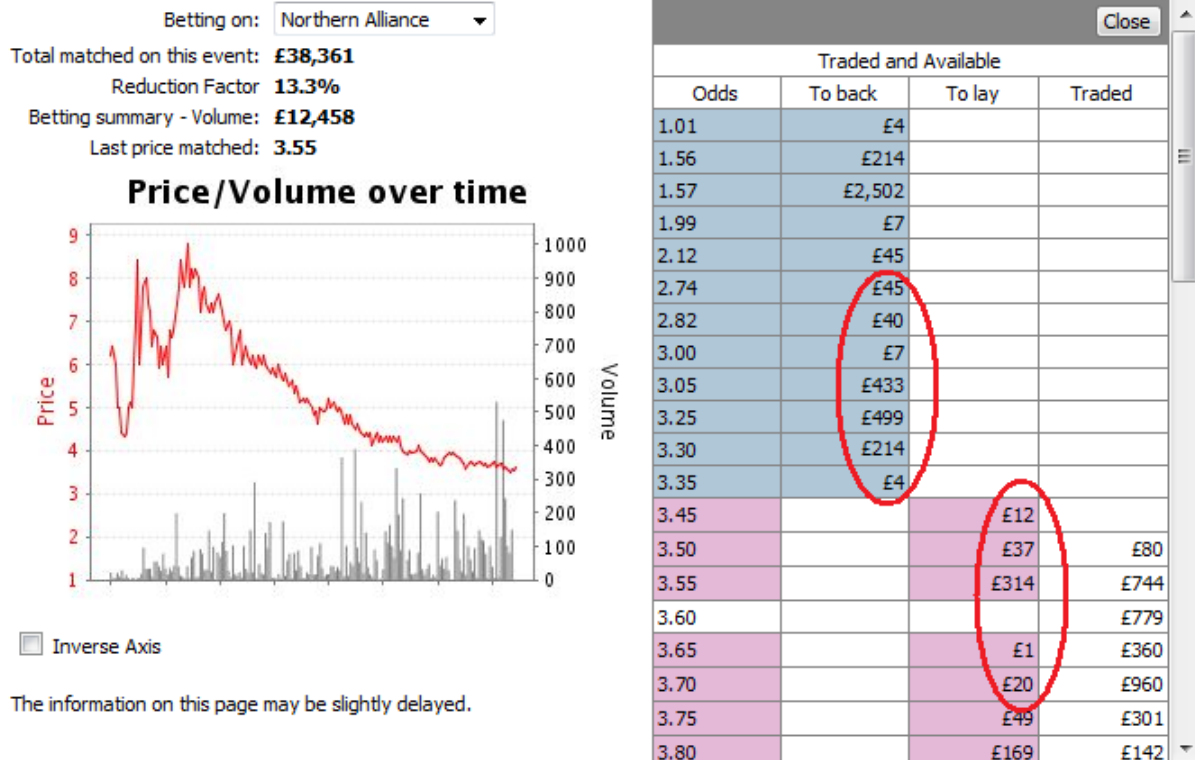
I tend to wait for about the 40 minute mark due to the core money starting to come in at this point. You basically jump onto the “band wagon” of where the punters are going with their bets just in time.

Other Consideration Factors

Another factor which may influence which way a graph may be moving is the money that is coming in on each side. If you open up a Betfair information box, look to the right hand side of the screen.

You’ll see the various amounts of money and how they come in as already touched upon earlier in this manual.

Take a look at the screenshot below.



You'll notice how there is far more money "TO BACK" compared to "TO LAY". Seeing there is more money to back, it shows a lot more punters are now placing lay bets, waiting for someone to match them with a back bet.

This concept is similar to the weight of the money but on a broader spectrum because you basically see a few ticks ahead. The graph example was used earlier and I showed you how far out the horse eventually moved. You can see this judging by a few columns that there is about £1500 to back and only about £400 to lay which gives us a clear indication as to which way the price will be moving.

In more simple terms:

If there is more money in the blue columns, the odds of the horse are rising.

If there is more money in the pink columns, it means that the odds of the horse should be dropping.

Starting a Trade

Once we have identified our list of possible candidates for betting, regarding the odds being lower than 4.00 and higher than 2.00, (which should be quite a few), we need to now open up a trade.

Just remember, we are looking for steaming graphs just after the 50 minute point where things start to happening, meaning we should have a look at the graph on 40 minutes before the off. Due to the fact that the horses graph will be steaming, we will be BACKING our selection to open a trade.

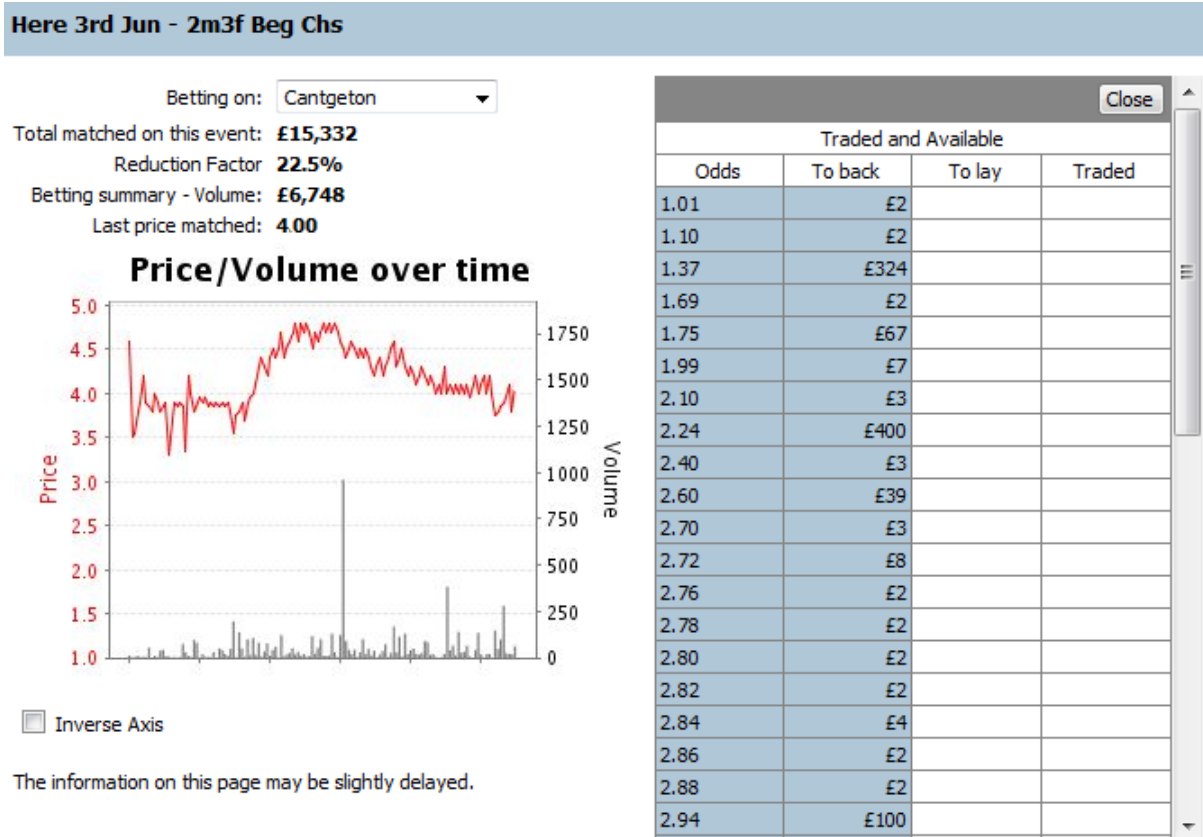
Some people may get nervous at this point, especially if it's your first ever trade, but there is no reason to be.

The example we're going to be using: Hereford 3.10 on June 3rd.

Selections: (16)	106.5%		Back	Lay	96%	
Cantgeton	3.8 £39	3.85 £114	3.95 £15	4 £48	4.1 £53	4.2 £73
The Hairy Lemon	4.5 £28	4.7 £24	4.8 £48	4.9 £10	5 £39	5.2 £38
Genghis	5.5 £22	5.6 £75	5.7 £21	6 £14	6.2 £4	6.4 £265
Hero Again	5.3 £60	5.4 £56	5.5 £41	5.8 £30	5.9 £5	6 £42
Dyneburg	11.5 £12	12 £19	12.5 £12	13 £8	14 £74	16.5 £10
Slaney Eagle	21 £9	22 £16	23 £4	40 £2	48 £3	65 £6
Absolutelythebest	14 £7	20 £11	21 £5	36 £4	48 £3	70 £3
Fox N Goose	44 £2	50 £7	55 £3	65 £3	95 £3	150 £2
Lansdowne Princes.	65 £6	80 £4	85 £5	140 £2	180 £2	190 £2
Tyup Pompey	20 £2	50 £2	90 £2	980 £2	990 £2	1000 £7
Star Galaxy	40 £4	44 £2	80 £7	130 £4	150 £2	200 £7

As you can see from the example, the horse “Cantgeton” just fits within our price range of 2.00 and 4.00. The horse is trading at 3.95.

We now have a look at the Betfair graph, seeing this is 40 minutes before the off (Start of the race)



You can evidently see that the horse is steaming and it looks like it'll continue to gradually steam. It looked to be petering out at about 50 minutes judging by the graph but it then carried on steaming. We will now look to back it. We'll go for £100.

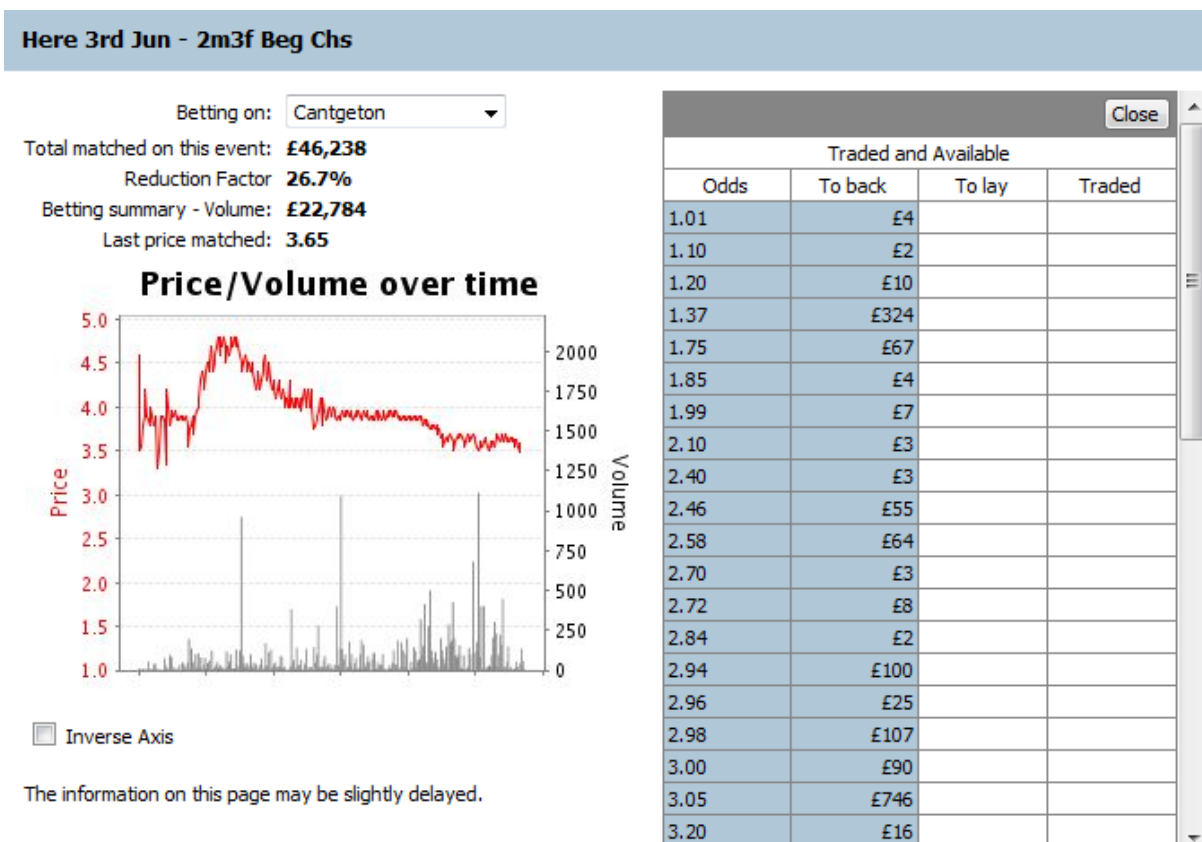
Selections: (16)	106.5%		Back	Lay	96%	
Cantgeton £281.72	3.8 £39	3.85 £114	3.95 £15	4 £48	4.1 £53	4.2 £73
The Hairy Lemon -£100.00	4.5 £28	4.7 £24	4.8 £48	4.9 £10	5 £39	5.2 £38
Genghis -£100.00	5.5 £22	5.6 £75	5.7 £21	6 £14	6.2 £4	6.4 £265
Hero Again -£100.00	5.3 £60	5.4 £56	5.5 £41	5.8 £30	5.9 £5	6 £42
Dyneburg -£100.00	11.5 £12	12 £19	12.5 £12	13 £8	14 £74	16.5 £10
Slaney Eagle -£100.00	21 £9	22 £16	23 £4	40 £2	48 £3	65 £6
Absolutelythebest -£100.00	14 £7	20 £11	21 £5	36 £4	48 £3	70 £3

15 minutes before the off, the odds are looking as follows. Take a look at the graph as well.

Selections: (16)	103.7%		Back	Lay	99%	
Cantgeton £281.72	3.4 £711	3.55 £99	3.6 £62	3.65 £222	3.7 £163	3.85 £93
The Hairy Lemon -£100.00	4.5 £33	4.7 £50	5 £148	5.1 £28	5.2 £84	5.3 £48
Genghis -£100.00	5.1 £12	5.2 £130	5.3 £59	5.4 £48	5.5 £63	5.6 £78
Hero Again -£100.00	5.8 £2	6 £49	6.2 £61	6.4 £24	6.6 £31	7.8 £15
Dyneburg -£100.00	11 £2	12 £4	13 £37	13.5 £10	14 £18	14.5 £19
Slaney Eagle -£100.00	18.5 £5	19.5 £3	20 £53	21 £24	22 £9	23 £47
Absolutelythebest -£100.00	24 £2	26 £16	27 £17	30 £15	32 £13	34 £13

As you can see the odds are still continuing to drop. It has not been a big drop, but it's still a drop nonetheless.

The Betfair graph below gives us another indication:



If you look back to the first graph of this horse, you'll see it has definitely continued to steam over time.

Now, seeing we had placed a £100 back bet at odds of 3.95, we now need to lay the horse in order to complete our trade.

You have two options and I'm sure most know what they are.

A) We now lay the horse for the same amount of money that we backed for. In other words our lay bet would be £100, leaving us with a guaranteed profit IF the horse wins. We would break even if it did not.

If we'd done this:

$$\begin{aligned} &£100 \times 3.65 = 365 \\ &365 - £100 \text{ stake} \\ &= £265. \end{aligned}$$

$$£281.72 - £265 = £16.72$$

Now this is small, but I cut off this example before we exit our trade where it steamed more.

B) We could hedge our bet. Hedging will be explained later in as much depth as possible due to so many people struggling with it. It basically involves splitting profits over all the horses in the race which means that you win money no matter who wins.

Comment

The last time I did NOT hedge was when a horse dropped from odds of 4.2 to 1.90. He also told me that the horse still went onto lose. I am a firm favourite of profiting no matter what, rather than not profiting at all. I can't stress this anymore that I already have, but if you do not think that the horse is going to steam, of there is a clear indication that it will not steam, then DO NOT BET ON IT. There is no point in risking a trade which does not exist. You will be left chasing losses.

The reason being is because the wins just don't seem to add up what you would make with just hedging over time. Human greed is basically what drives people to keep on losing. If you can fix that issue (because I'm sure we all still do it, you'll become really rich in no time).

Carl 4th Jun - 15:20 5f Mdn Stks Options ▶

Radio Racing Form Refresh

Change: [Express view](#) | [Full view](#) Matched: GBP 70,186

Selections: (11)	103.6%			Back	Lay	96.8%	
Mazzanti	4.1 £1009	4.2 £25	4.3 £64	4.5 £102	4.6 £215	4.7 £141	
Chain Of Gold	3.3 £949	3.35 £175	3.4 £290	3.45 £97	3.5 £400	3.55 £47	
Gainshare	6.6 £32	6.8 £44	7 £111	7.4 £22	8 £6	9 £30	
Philario	12 £14	13 £25	13.5 £14	14 £36	14.5 £8	15 £4	
Whiskey Creek	9.6 £11	9.8 £10	10 £2	11.5 £28	12 £26	12.5 £22	
Terrys Tip	14 £80	14.5 £5	16 £120	17 £49	17.5 £16	18 £6	
Blue Cross Boy	18 £3	18.5 £10	19 £5	22 £2	30 £19	34 £11	
Firewalker	16.5 £3	19.5 £2	21 £10	30 £7	32 £37	38 £2	
Bazguy	44 £23	46 £7	48 £4	55 £21	60 £15	65 £7	
Stormy Journey	140 £2	150 £2	160 £2	210 £2	260 £4	300 £2	

Take a look at this example as well. As you can see, the second listed horse has the lowest odds. When this happens, it basically shows that the horse in 2nd position has dropped so significantly that it'll soon be listed as favourite.

If we take a look at the graph:



You'll notice that it was even at about 4.75 just a short while ago. But due to the danger factor, we shouldn't trade according before the 40 minute mark according to Andrew.

A while later (10 minutes prior to the race)... take a look once again.

Selections: (11)	102.1%		Back	Lay	99.5%	
Chain Of Gold	2.7 £630	2.72 £731	2.74 £715	2.76 £60	2.78 £931	2.8 £335
Mazzanti	3.85 £112	3.9 £392	3.95 £112	4 £355	4.1 £247	4.2 £187
Gainshare	9.4 £20	9.6 £44	9.8 £62	10 £116	10.5 £9	11 £3
Whiskey Creek	15.5 £12	17 £4	18 £20	19.5 £3	21 £2	23 £7
Philario	11 £15	11.5 £23	12 £41	12.5 £20	13 £8	13.5 £145
Terrys Tip	18 £78	19 £25	20 £63	21 £16	22 £13	23 £102
Blue Cross Boy	14 £80	14.5 £20	15 £62	15.5 £92	16 £10	16.5 £13
Firewalker	32 £3	36 £13	44 £6	48 £4	60 £6	70 £4

It's now come all the way down to 2.74..

Betting on: Chain Of Gold ▼
 Total matched on this event: **£316,034**
 Reduction Factor **26.6%**
 Betting summary - Volume: **£198,301**
 Last price matched: **2.74**

Price/Volume over time



Notice how the graph has continued to steam. This is now about 5 minutes before the off. This is where we would now exit the trade. This will be discussed in the next section.

Closing your Trade

This section of the manual is basically divided into two parts.
When to trade off and what to do if a trade goes bad.

Basically, the rule is simple and steady fast. Trade off 10 minutes prior to the race starting.

If you wish you can leave it to the last 5 minutes. If you have a good profit, trade it off at 10 minutes before the race. Once again this is where human greed comes into the equation. If you leave it to go on, it may start drifting out.

The reason being is because a massive amount of money comes in towards the last 10/5 minutes of a race. This is where these mass money punters come in and start swaying the odds. This is why rather get out at 10 minutes prior to the race with a guaranteed profit instead of breaking even on the trade or even worse, making a loss.

If your trade is perhaps at a loss, this is where you have a chance to revive it to break even or even come out in a profit. Instead of trading off at the last 10 minutes, let it run until just before the off. As already just mentioned, if mass amounts of money are coming in, the odds may be swayed back in your favour which may get you into profit. If they drift further out, I'll explain in the next section why this is not as bad a thing as you might think, even though you may be making a loss on the horse.

Sometimes, when you place your back bet at 40 minutes, after say 20 minutes, you've already built up a big profit on the horse due to it steaming in fairly heavily.

If this happens, rather just trade it off and accept a profit, just in case it goes wrong. It is ALWAYS better to get out with a profit than to get out with nothing.

The only problem with punters and trading, is the human greed as I have already mentioned. We all want the horse to move one or two more ticks.
Accept the profit.

Risks & If the Trade goes Bad

Betting will always contain risk. The only difference is that trading does eliminate a lot of that risk. If you put yourself in a position where you do enough analysis, you even further reduce the possibility of making profit.

Sometimes, you can do all the research you could possibly do and the trade still goes wrong. This can be down to a number of factors, none of them your fault.

Now, this little tip involves a trade going bad. Sometimes it will happen where you can't escape losing money on a trade... or can you?

* If a horse drifts out by a big amount towards the end, even waiting that last 5 extra minutes before the race doesn't help, you have two options.

1) You trade it off just before the off so that you LOSE if the horse wins and break even if it does not win.

You need to realise that due to the fact that the horse is drifting out, shows that nobody is putting any money on it. This shows that it has a very little chance of winning the race anyway. So if you do have a potential loss on the horse, it will in 90% of cases go onto lose the race anyway, leaving you breaking even and not losing anything.

Another strategy you may wish to try, is if you place your back bet early on and the horse drifts, when the race starts, wait for the odds to drop down a bit IN PLAY.

The reason being is that most people are not watching the race. The horse is still going to be one of the favourites so people are going to put money it no matter what. This should always fluctuate the odds and allow you to break even or even come out with a profit from the race.

As you can see, there are various strategies which can be applied to avoid a loss using this system. It depends how you wish to approach it. Using this method, you won't need to very often anyway.

Hedging Your Bets

We said we'd come back to this due to the fact that it is highly important to gain constant profit as well as it being a situation which many punters still can't grasp.

Hedging your bets, also known as greening up, involves placing a lay bet at a HIGHER amount than you would for your back bet.

The reason we hedge is, imagine having 7 perfect trades on a day and every horse loses its race. You'll end up breaking even for all the hard work. Hedging will give you profit on every horse no matter what the outcome.

This enables you to split the profit over the field and basically come away with some money no matter what the outcome of the race.

What you need to do is refer to the Betfair guide and look how to configure Betfair.

Now, once you've placed your back bet and you want to trade off, enter in a larger sum for the lay bet. Have a look at the potential profit split over the various horses. Try play around with the figures to split it evenly.

Just make sure that

- A) The lay odds are LOWER than what you backed at
- B) You are laying MORE MONEY than what you backed at.

If you want, you can always try an online lay calculator at this address which I sometimes use.

This one's from odds checker

<http://www.oddschecker.com/betting-tools/hedging-calculator.html>

Just enter in your betting amount details and you're all set. It will tell you exactly how much to place depending on the odds.

Staking Plan

The aim for the first 7 days is to get a pen and paper and write down your bets and which horses you are trading on. For at least 7 days you should learn to paper trade these only.

You should sketch the graphs on a piece of paper. This will give you the ability to be able to pick out when a trade will be steaming or drifting.

Once you have learnt the art of paper trading and you can get atleast 80% of your trades correct then I suggest going onto real money.

With a bank of £50

Start with £3 trades.

Once you build you bank up to £100, just double your stake and start with £6 trades.

I recommend you use “6%” of your bank per bet. Andrew specifically told me that he started using that amount on a bank of £500 a few years ago. He slowly built this up to his fortune that he has today.

Bank	Stake
£50	£3
£100	£6
£200	£12
£500	£30
£1000	£60
£2000	£120
£5000	£300

Just follow the above staking plan. Due to the fact that we lay no higher than 4.0, means that our liability is never that big which keeps our bank safe.

“The Outside Lay”



Place Laying to New Levels

[Http://www.betfairsecret.com](http://www.betfairsecret.com)
Copyright 2007 © Betfair Secret

The Method

I'm not going to bore you with long introductions and extra rubbish just to fill this method. The fact is its fairly simple but you must take note that not everyone will get the same bets everyday because there is a bit of leeway in this method.

Basically, what the method involves, is using the Racing Post web site to pick 2 or 3 horses per day to lay in the PLACE MARKET.

The system carries 3 simple rules which do have leeway and you'll see why now.

Firstly you need to get an account at Racingpost.co.uk. It's completely free and signup is quick and painless.

<http://www.racingpost.co.uk>

Once you have got your account login to it and go to the cards.

RACING POST ONLINE

£150 in free bets Rescue Offer for Betfair Customers WBX WORLD BET EXCHANGE

Search for Horse Go

RACING Bloodstock Greyhounds RP Sport Betting Site Exchange Shop Classifieds Gaming Spreads More Accounts HELP

William HILL
www.williamhill.co.uk

▶ Log in to Racing Post
Logged in: leedsunited6 LOG OUT
RP Wallet: £0.00 ADD FUNDS MANAGE
My RACING POST CUSTOMISE

▶ Cards 11-06-07
Newton Abbot (ATR) Windsor (ATR)
Pontefract (RUK) Wolverhampton (ATR)
Roscommon (ATR) Runners Index

▶ Results 10-06-07
At-a-glance (today) Frauenfeld
Fast (today) Perth
Bath Roscommon
Chantilly Stratford
Colons Woodhine

▶ Tipsters
• Trading Post • Racing Post Ratings
• Training Centres • International Zone
• Naps • Premium Tips

Prix de Diane report

Three Classics in eight days for fabulous Frankie

THE dream continued for Frankie Dettori at Chantilly on Sunday as he added to his Derby success last weekend by winning the French Oaks on impressive West Wind. Having carried the colours of his boss Sheikh Mohammed in the Prix de Diane Hermes he proclaimed: "This has been the best eight days of my life."

▶ News
David Johnson
Former champion jumps owner to have two horses in training with Paul Nicholls ▶

• News • Royal Ascot
• Previews • Reports
• Industry • International Zone
• Business Matters • Going and non-runners

▶ LIVE ODDS BET

St James Palace Sta
COCKNEY 2.60
DUTCH ART 3.45
EXCELLENT 9.60
US RANGER 15.50
CREACHADOIR 15.50
TOBOSA 17.50
HES A DECOY 25.00

Full race card...

Sports spread betting is high risk. You can lose more than your original stake. Only bet if you understand

RACING POST
Classified website directory

RACING POST
POKER

Racing Post

Steps Involved

Rule 1

The odds of the horse must be between 3.50 and 4.50. Nothing more and nothing less. This gives us a good solid bet with a liability which is not too bad.

You get some guys who are laying in place markets at odds of 6+ It's completely insane because a loss would really destroy your bank.

Rule 2

There must be 13, 14 or 15 runners in the race. You need to lay the horse you select in the place market of Betfair.

All you need to do is check racing post on the race cards and look for races where there are 13, 14 or 15 runners.

! Note of caution !

Make sure that on the Betfair market, it is placing 3 horses only and not 4.

Rule 3

This is the most important rule due to the fact that it makes use of racing post. You need to take into account factors involving form as well as post data information.

Take the following example on the Racing Post web site. This is what you need to analyze.

No.	Form	Horse	Trainer	RTF %	Wgt	Jockey	Tips	RPR	Topspeed	bluesq	Forecast
1(2)	/08-09	Major League 32	D Morris	50	5 9-4	George Baker		72	58	--	16/1
2(11)	4634-0	Emily's Place 144	J Pearce	43	4 9-3	DOUBTFUL		76	84	--	16/1
3(9)	4354-8	Al Rayanah 51	G Prodromou	100	4 9-1	Saleem Golam(3)	4	81	81	--	5/1
4(6)	08-6	Convallaria 26	G Wragg	43	4 9-1	Eddie Ahern	2	80	65	--	8/1
5(10)	8755-	Desert Island Miss 210	W R Swinburn	60	4 9-0v1	Ted Durcan	1	79	42	--	8/1
6(8)	0/64-0	Haneen 51	R W Price	--	4 8-13	Jamie Mackay		81	64	--	33/1
7(5)	4-0741	Networker (ex6) 8	P J McBride	100	4 8-12	Brett Doyle	4	81	64	--	3/1
8(14)	5500	Lough Neagh 82	Miss D Mountain	--	4 8-9b1	Liam Jones(3)		81	-	--	33/1
9(3)	998-10	The Bonus King 23	J Jay	100	7 8-7	Philip Robinson		79	75	--	8/1
10(4)	119244	Postmaster 20	R Ingram	67	5 8-4	Robert Havlin	2	80	39	--	6/1
11(12)	1122-9	Bowl Of Cherries 5	I A Wood	43	4 8-4b	Stephen Donohoe		79	66	--	16/1
12(13)	899-0	Dream Master 18	J Ryan	0	4 8-4	Luke Morris(5)		59	55	--	33/1
13(7)	432036	Wodhill Schnaps 16	D Morris	50	6 8-4	Adrian McCarthy		78	75	--	20/1
14(1)	0/60-	Grand Rebecca 239	G A Huffer	25	4 8-4	Emmett Stack(3)		61	51	--	20/1

Long Handicap: Bowl Of Cherries 8-2, Dream Master 8-1, Wodhill Schnaps 7-12, Grand Rebecca 7-12

BETTING FORECAST: 3/1 Networker, 5/1 Al Rayanah, 6/1 Postmaster, 8/1 Convallaria, Desert Island Miss, The Bonus King, 16/1 Bowl Of Cherries, Emily's Place, Major League, 20/1 Grand Rebecca, Wodhill Schnaps, 33/1 Dream Master, Haneen, Lough Neagh.

▶ [View all bookmakers' odds](#)

SPOTLIGHT VERDICT: Convallaria and Desert Island Miss are the pair to monitor in the market. Networker was impressive last week but this straight 1m on slower ground is a different ball game and preference is for **AL RAYANAH**. [GW]

Show Notes Form RPR Topspeed BHB Trends Spotlights Postdata											
RPR	TS	OR	HORSE	TRAINER	FORM	GOING	DIST	COURSE	DRAW	ABILITY	RECENT
						GS	8.0F				FORM
81	81	62	Al Rayanah	X	✓	✓	✓	✓	-	✓✓	X
81	64	60	Haneen	-	?	?	?	?	-	✓✓	X
81	64	53	Networker	✓	?	✓	✓	✓	-	✓✓	✓✓
81		56	Lough Neagh	-	?	?	?	?	-	✓✓	?
80	65	62	Convallaria	X	?	?	?	?	-	✓✓	✓✓
80	39	51	Postmaster	✓	?	✓	?	?	-	✓✓	✓✓
79	42	61	Desert Island Miss	✓	✓	✓	?	?	-	✓✓	?
79	75	54	The Bonus King	✓	?	✓	?	?	-	✓✓	✓✓
79	66	49	Bowl Of Cherries	X	?	✓	?	?	-	✓✓	X
78	75	45	Wodhill Schnaps	X	?	✓	?	?	-	✓✓	✓
76	84	64	Emily's Place	X	?	✓	?	?	-	✓✓	?
72	58	65	Major League	X	?	✓	?	?	-	✓	✓
61	51	45	Grand Rebecca	✓	?	?	?	?	-	X	?
59	55	48	Dream Master	X	?	?	?	?	-	X	X

POSTDATA SELECTION: NETWORKER

What you need to analyze are the following:

- 1) The horse must not have come 1st, 2nd or 3rd in its previous 3 races.
- 2) The horse may not be the postdata selection
- 3) The “course” and “distance” will be taken into account.

[1]

We can do this as a process of elimination.

The horses who have not come in the top 3 (placed) in their past 3 races:

Major League

Al Rayanah

Convallaria

Desert Island Miss

Haneen

Lough Neagh

Dream Master

Grand Rebecca

[2]

We now analyze the tick for either the course and distance on the postdata.

Major League – one tick

Al Rayanah – two ticks

Convallaria – 0 ticks

Desert Island Miss – one tick

Haneen – 0 ticks

Lough Neagh – 0 ticks

Dream Master - 0 ticks

Grand Rebecca – 0 ticks

We can now eliminate any horse with a tick

Leaving us with:

Convallaria

Haneen

Lough Neagh

Dream Master

Grand Rebecca

We now look at their odds the Betfair market.

Any of the horses which fall into the criteria of 3.5 – 4.5 must then be eliminated.

In most instances you are left with 1 horse, but it is possible you'll be left with two. If you are left with two or more, just go back to the racing post page and now take into account the other factors such as the "Draw" or maybe current form.

Basically what you aim to do is narrow it down to one horse!

** Comment**

What I like to do is the following. I am to look for about 5 or 6 horses each day using this method. Once I get the 5 or 6, I try eliminate 3 or 4 of the "less likely" to be placed.

I then lay 2 or 3 of the most "Useless" horses that I have picked.

I get an excellent strike rate using this system and due to the fact that not everyone will always get the same selection, liquidity is never going to be an issue.

Conclusion

Ok, now you know two methods that a real professional gambler uses daily on the betting exchanges to make as much as £20,000 a month. That is truly living a dream and anybody can get there with a bit of hard work and discipline.

The two methods are very useful profit extractors and I've been using them since he taught me about a month and a half ago.

Keeping a cool head and following the staking plan will ensure you make a profit. Remember the golden rule about making sure that there is a trade to be made. Don't go looking for one that does not exist because you will most probably come out second best and lose money.

The betting exchanges have been providing a "get rich" vehicle which is completely tax free for quite some time now. It's up to you to just apply the correct methods in order to make money from what's available in front of you!

Just remember, stick to the plan, keep a cool head and don't risk what you can't afford to lose. Don't bet unnecessarily and you WILL make money!

Kind Regards
Stephen Brookes

A special thanks to the input of the professional gambler, Andrew Johnstone.